



Tractor people

*SRX*

THE  
*ERGIT100*  
SERIES

# ERGIT 100: A NEW TRACTOR CONCEPT

*Antonio Carraro SPA produces specialized tractors for professionals wishing to experience the emotion of owning something unique and precious that is guaranteed by a one-hundred-year-old brand at the cutting-edge of "Italian Style".*



The Ergit 100 series is a new tractor concept. It is the outcome of a construction philosophy based on engineering simplification and the selection of top quality components; factors that allow the company to give these models a 2-year warranty. The care taken in design assures a pleasant and relaxed driving experience. It is not only attractive, but also performance enhancing as it allows for total operator visibility in all directions and ease when working in small spaces. The engines, with power outputs from 70 to 100 hp, offer exceptional torque and power levels combined with lower fuel consumption. The bodywork is painted with environmentally-friendly hydrosoluble enamels. Each technical solution is the result of choices that are based on socio-environmental benefits in terms of reduced pollution and noise levels.



THE  
**ERGIT 100**  
SERIES



# SRX: the superspecialized articulated tractor



DESIGN  
TECHNOLOGY  
INNOVATION



**SRX** is a superspecialized tractor which can work in cramped spaces, between rows of crops, in orchards, vineyards, nurseries, and on flat or sloping terrain. SRX is a reversible isodiametric (4 same size tires) tractor featuring an articulated chassis and peerless agility and handiness. Its low center of gravity assures unmatched stability. This is due to its finely-tuned engines and constant ground adherence, which is ensured by the projecting engine configuration and the 4-wheel drive, SRX enjoys a stable trim in all conditions. Its extraordinary versatility is achieved by its reversible driving position: the vehicle can change position in order to use an extensive range of plowing, pruning, treatment, harvesting, towing and material handling equipment. The ergonomic controls simplify work and eliminate operator fatigue and stress.



# MULTI-FUNCTIONALITY: all-in-one

The use of SRX can be changed thanks to the integrated lifting, hydraulic system, and PTO assembly. All of which make it possible to rapidly interchange the towing or frontal equipment that can also be mounted together. Plows, tillers, forklifts, vine trimmers, excavators, reach mowers, trailers,




sprayers and shredders are just some of the more common implements that can be used with the Ergit 100 series of tractors. The tires are interchangeable, as every type of terrain requires its own tire that can optimize tractor performance. Dimensions and clearances are other factors that can extend the multi-functionality of SRX by making them perfect for operating in tight spaces.





**MANY TRACTORS IN ONE**

TRADITIONAL TRACTOR



ACT TRACTOR



## ACTIO™: the exclusive chassis designed by Antonio Carraro

**ACTIO™**, This Full Chassis with Oscillation is comprised of a solid cast-iron chassis fixed to the axles and housing the tractor transmission. It features a central joint with a longitudinal oscillation of up to 15°. The two oscillating ends follow the contour of the terrain independently, thus assuring stability and traction at all times. The constant adherence of the tires to the ground allows engine power to be entirely transferred to the ground, thus increasing performance and safety. The ACTIO™ chassis requires a "projecting" engine configuration in order to assure a low center of gravity and an equal division of the weight of the tractor: 60% on the front axle; 40% on the rear axle. This is an ideal balance with implements attached as it distributes 50% of the weight on each axle.

Thanks to its 45° front and rear reducers, SRX has a long wheelbase and a reduced "projection" of the engine: features which guarantee greater stability in all work phases to operate with maximum safety levels and driving comfort.

### PLUS

- + **Stability:** low center of gravity with 4 wheel drive
- + **Safety:** peace of mind
- + **Comfort:** driving position centered over chassis oscillation
- + **Handiness:** wide articulation > reduced turning radius
- + **Adherence:** equal division of weight
- + **Traction:** 4 drive wheels always firmly in contact with the ground



# RGS™: two sides of the same coin

**VERSATILITY  
CREATIVITY  
SAVING**

Low center of gravity, constant contact, stability, efficient braking and protected driving position are just some of the “active” safety features not to mention the “passive” features, such as quality of components, design, and eco-friendly engines. The braking system is comprised of 4 hydraulically-controlled, self-adjusting disc brakes in an oil bath which assures emergency braking modularity and reliability even when the front axle is disengaged. The overall safety of the vehicle has allowed it be approved for speeds of up to **40 Km/h (25 mph)**. The rear three-point lift features controlled position and force of the implement, which optimizes adherence of the tractor, such that it always stays “glued to the ground”. The vehicle and its equipment follow the contour of the terrain without lifting, thus assuring maximum efficiency. The electro-hydraulically controlled differentials lock at the rear and the front and rear in order to prevent slippage and assure that the tractor tires always have traction. The driving position is located at the center of the vehicle and features a roll-bar or cab approved to safety standards to ensure maximum operator protection.

**40  
Km/h**



**RGS™**

**RGS™ Rev-Guide System**, is the AC reversible driving system on a rotating turret which inverts the driving direction in just a few seconds in order to work efficiently with towed or frontal equipment. Simply turn the seat/steering wheel/dash/pedal assembly 180° for an identical, but reverse, driving direction. If equipped with a Joystick\*, all the auxiliary controls remain in an ergonomic position. The RGS™ system is an integral part of the tractor’s multifunctional feature. It simplifies use and improves the precision and quality of performance.

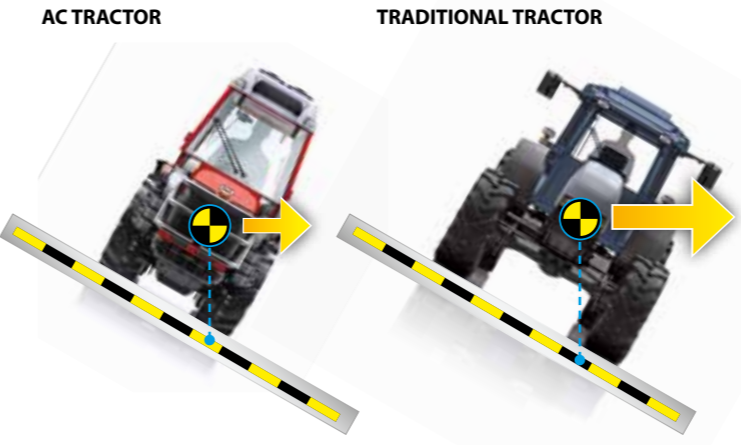


**PLUS**

- + **Comfort:** simple and intuitive RGS™ system without double controls
- + **Visibility of equipment:** driving position in the center of the vehicle, in both directions
- + **Versatility:** greater profitability of tractor



\*optional



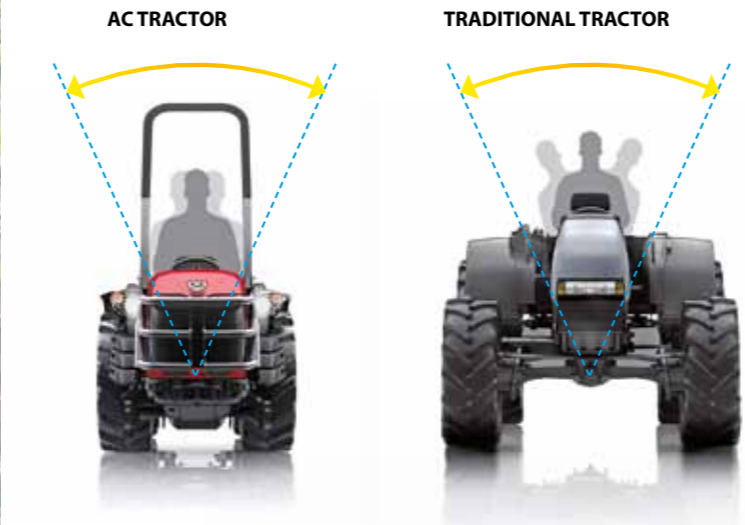
**SAFETY: active and passive**

# ERGONOMICS & COMFORT

The tapered and racy design helps the tractor to maneuver in fields and increases operator visibility of the equipment and the surrounding terrain. The spacious driving position is easy to access and protects the operator. The operating station is suspended on **silent-block**, which absorb vibrations and dampen noise.



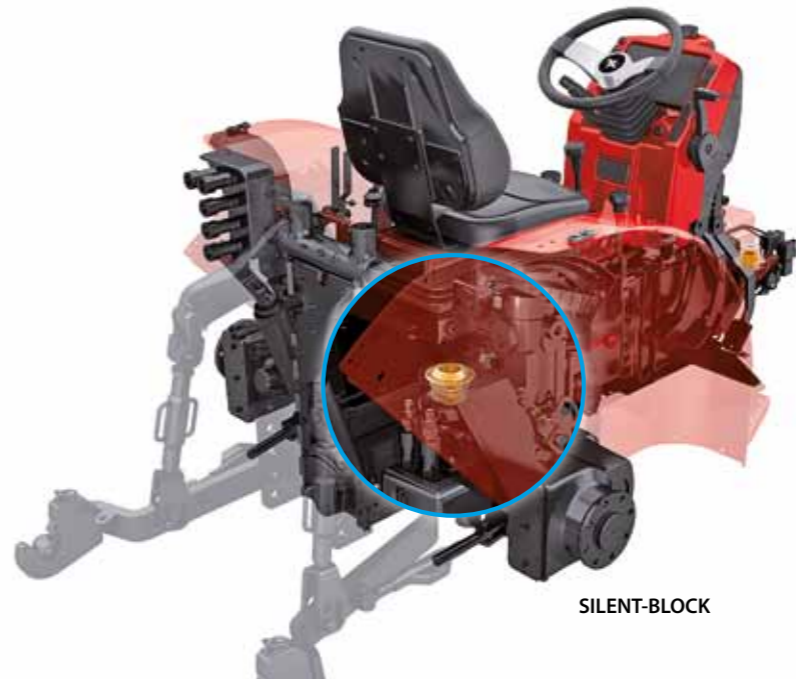
Thanks to the ACTIO™ Chassis, the driving position coincides with the center of oscillation of the tractor. Sideways jerking and stress are very limited and operator fatigue is reduced, even after many hours. The on-board instrumentation is elegant, functional and intuitive: backlit anti-reflection screen for nighttime use; "on-off" information system; digital tachometer and PTO rev counter; and electro-hydraulic pushbutton controls.



The lighting equipment, integrated into the mudguards, is comprised of reflecting parabolic optical assemblies, which offer a wide range of illumination covering the roadway, the equipment, and the surrounding field. Maintenance is practical and fast thanks to the fact that the bonnet can be fully opened and the side panels and battery cover can be easily removed.

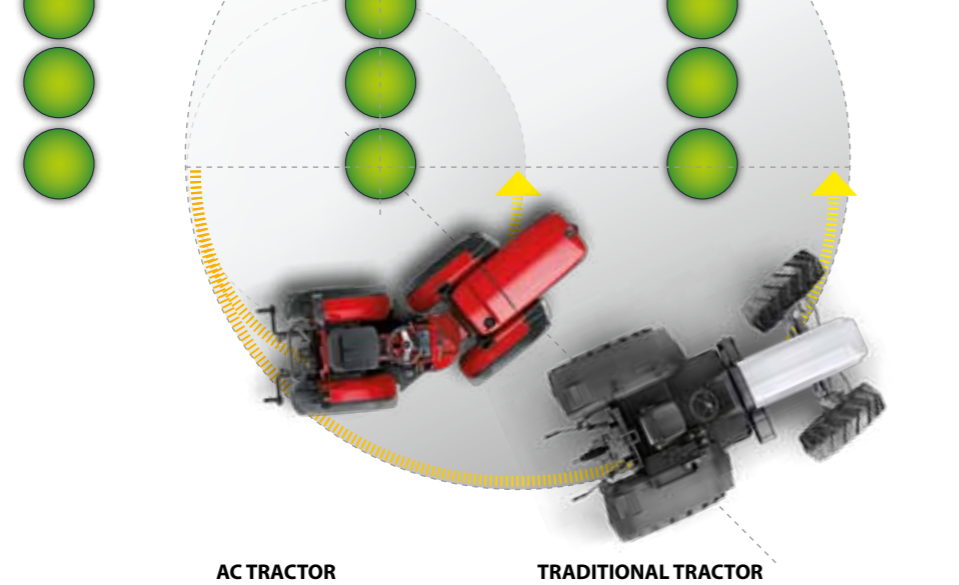



+ *Efficiency: Reduced fatigue & increased tractor performance*



SILENT-BLOCK



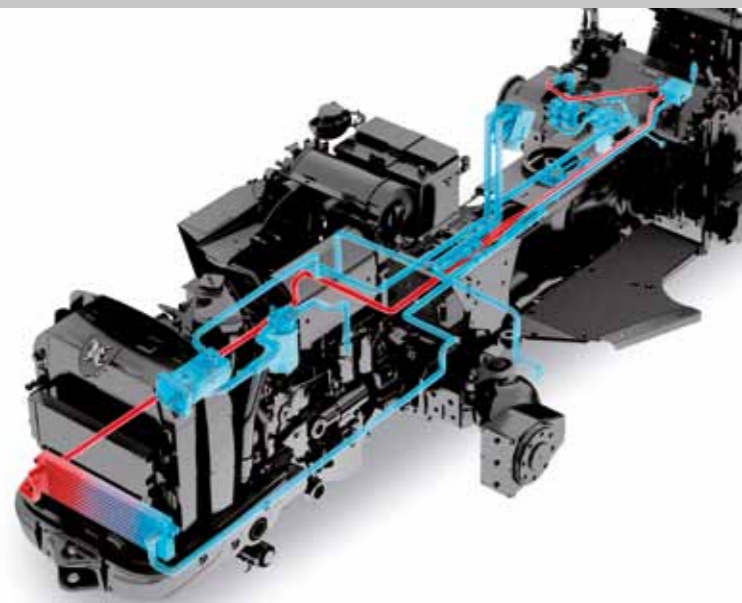


AC TRACTOR

TRADITIONAL TRACTOR

## STEERING: precise and tight

The wheelbase, the limited external width and the articulated frame make the tractor very agile between crop rows. The smooth and sensitive hydroguide steering wheel assures precise maneuvering on steep slopes, in crossways movements, in bottlenecks, among crop rows and in car parks. The hydraulic hydroguide system is independent, powered by its own hydraulic pump and fitted with an oil-filtering system.



+ Handiness: comfort



AGILITY  
RAPIDITY  
PRECISION



## MACHINE AND EQUIPMENT: an integrated technological system

The integrated lifting - hydraulic system - PTO assembly can mount a large variety of implements at both the front and rear. The lift is a single group with vertical cylinders, featuring a 3-point hitch, a pump and an independent hydraulic system. The large and rear lift, featuring a great lifting capacity, is fitted with extendible bars and width-adjustable snap-on hooks (Cat.1 - Cat.2).








## MACHINE AND EQUIPMENT: an integrated technological system

The front\* lift optimizes combined processes such as, for example, a front vine trimmer with a rear shredder or a side-shoot remover; a front shredder with a rear between-row mower. The clutch of the PTO with an electro-hydraulic progressive engagement command features a safety button for preventing involuntary starting and stopping the engine with the PTO engaged.



- + **Practicality:** engagement facilitated by the cardan shaft
- + **2 Speeds:** fuel saving
- + **Comfort:** the PTO can be engaged while the tractor is moving
- + **Efficiency:** less heat build-up
- + **Multifunctionality:** hydraulic engines run at a constant speed
- + **Functionality:** engagement without stalling the engine
- + **Lifetime:** safeguard of PTO shaft
- + **Comfort:** less operator stress



Joystick-controlled\* vertical hydraulic tie-rod for practical adjustments from the driving position.



Height-adjustable tow hook.



Hydraulic system with 4 double-acting manifolds, 1 single-acting, 1 continuous flow manifold + oil return tap.



11 rear quick-couplers, 6 of which replicated at the front (opt).



Two speed PTO: 540 rpm, 540 E (750 rpm) and synchronized with gear speeds. The PTO shaft of the ASAE 1 3/8 type is the same for all speeds.



The front lift\* optimizes work combined with rear tools.



The front PTO\* (1000 rpm) with electro-hydraulic controls and progressive engagement with safety button is maintenance free.



The rear differential lock prevents slipping and optimizes traction. The front traction disengagement is useful when travelling along roads and prevents damage from being done to delicate grounds.

\*optional

# CAB: "Starlight"

This original and approved AC product features a spherically curved, simple and essential design. The airtight seals and integrated hinges allow the "Starlight"\* cabin to enter the narrowest rows without damaging flowering plants or fruit. The front and rear windows offer full visibility of equipment and the roadway. The ventilation system features a rapid front windscreen defogging system.

The acoustic comfort on board the "Starlight" is similar to that of a car due to the internal layer of sound-absorbing material on the cabin walls. "Starlight" features a car radio\*, a removable license-plate holder, and adjustable rear-view mirrors.

## COMFORT VISIBILITY SAFETY

The forced ventilation of the air-conditioning system generates an internal pressurization effect. The incoming air is cleaned by a large filter, with an available activated carbon filter\*.



Easy access to the driving position with all-around visibility.



Cabin controls (windshield wipers, work lights, rotating beacon) in an ergonomic position, even when reversing.



The air-conditioning is achieved by a powerful system running on R134A ecological coolant, which also refreshes the cabin air using a low rev motor. The heating system utilizes a powerful heat-exchanger which is most exceptional even in the coldest weather.

Removable license-plate holder.

The panoramic roof with sunblind and full glass doors offer full top and side visibility.

## Star light



\*optional

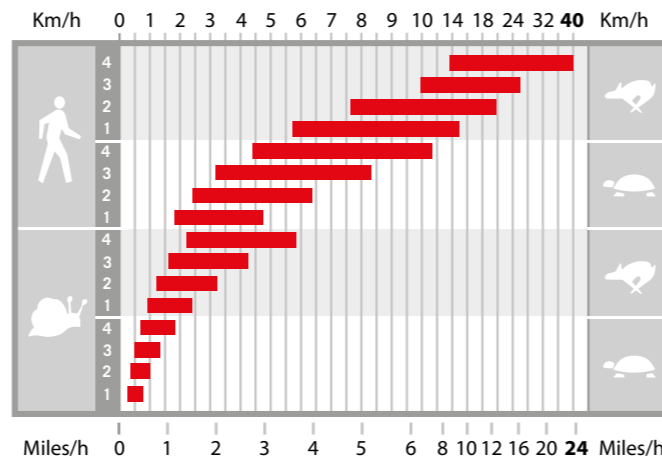


# TRANSMISSION AND GEARS: many speeds in a logical sequence



The tractors in the Ergit 100 series mount large, extraordinarily reliable, smooth engaging clutches that do not require adjustment thanks to the hydraulic control which recovers the play caused by wear over time.

The gear has a helical profile: 32 speeds, 16 FW and 16 RV, with a synchronized inverter that can be engaged even when the tractor is moving. The small gap between one gear and the other assures operative continuity in all circumstances.




- + **Reliability:** long lifetime of the clutch
- + **Efficiency:** wide range of speeds
- + **Comfort:** smooth engagement without jerking the engine
- + **Saving:** lower fuel consumption and reduced running costs



SRX: 3 versions		
8400	9800**	10400*
70 hp	87 hp	96 hp
3 cylinders turbo	4 cylinders turbo	4 cylinders turbo
2228cc	3319cc	2970cc
intercooler	16 valves	intercooler

# ENGINE: powerful and quiet



The engines are at the top of their category and offer unbeatable torque and power performance as well as lower fuel consumption, lower noise, and lower carbon emissions. All the engines comply with "STAGE 3A" standards which limit the harmful emissions of diesel engines. Intercoolers, turbos, electronic EGR's, and multivalves, are utilized depending on the model of tractor. Thanks to this new generation of engines, the company has achieved new goals in terms of efficiency and cost-effectiveness.



- + **Reliability:** quality of components
- + **Performance:** maximum efficiency
- + **Comfort:** minimum vibrations, noise, and emissions
- + **Saving:**
  - € less maintenance costs
  - € rapid amortisation
  - € lower fuel consumption

\* engines with balance shafts.  
 \*\* engines featuring balance shafts with injection systems and electronically-controlled EGR's.

# ELECTRO-HYDRAULIC JOYSTICK: all functions at your fingertips

The **JPM PROPORTIONAL JOYSTICK™\*** allows practical operation of the lift and the front and rear hydraulic quick-couplers. It also adjusts the oil flow towards the hydraulic connectors and lift, thus assuring total control of speed and movements of the attached implement. A hydraulic quick-coupler constant flow adjuster controls the operation and speed of the hydraulic motors and at the same time, controls implement hydraulic movements.



- + *Ergonomic: handy to use*
- + *Comfort: stress-free operation*
- + *Saving: reduction in cycle times*

A descent adjuster controls the implement lowering speed without interfering with lifting speed. The JPM™ joystick can also be used to manage an electrical socket for operating electrical equipment. Many different functions, always within easy reach, are easy to use thanks to the colored buttons arranged in a logical sequence on the joystick.



**HARMONY  
TECHNOLOGY  
PROGRESS**

\*optional

## OPTIONAL



**BULLBAR**  
Tubular steel guard protecting the bodywork; integrates the third-point for the front lift.



**FRONT LIFT AND PTO**  
Used together with the bullbar, it allows all the frontal equipment to be used with multiple hydraulic connectors.



**FRONT BALLAST**  
Perfectly integrated into the bodywork of the tractor; it does not alter the wheelbase or dimensions of the tractor.



**HEADLIGHT GRILLES**  
Protecting the light assemblies, they also make the bodywork look more appealing.



**VERTICAL TIE-ROD**  
Optimizes the positioning and inclination of the equipment.



**RAPID REAR COUPLINGS**  
Standard > 6 rear couplings  
JPM joystick (with vertical hydraulic tie-rod) > 11 quick-couplers



**QUICK COUPLERS**  
Front lift > 6 rear couplings + 2 replicated



**REAR CAST IRON WHEEL FLANGES**  
Flanges that increase the weight of the tractor at the rear.



**PNEUMATIC SEAT**  
Latest generation air-suspension seat.



**SRX: the superspecialized articulated tractor**

**SMARTNESS  
PROFITABILITY  
UNIQUENESS**



# SAT: Customer Service Team



## Antonio Carraro® Original Spare Parts and Assistance

The AC dealer network utilizes modern equipment and instruments that have been especially designed and built for maintenance work on AC tractors. The technicians at every authorized dealership periodically attend technical training courses at the Parent Company's facilities. Each authorized workshop employs highly qualified staff and provides an extensive range of services in order to offer its Customers maximum peace of mind and total protection. AC dealers can give their Customers information on all the services related to the care of AC tractors.



### 24 months of warranty

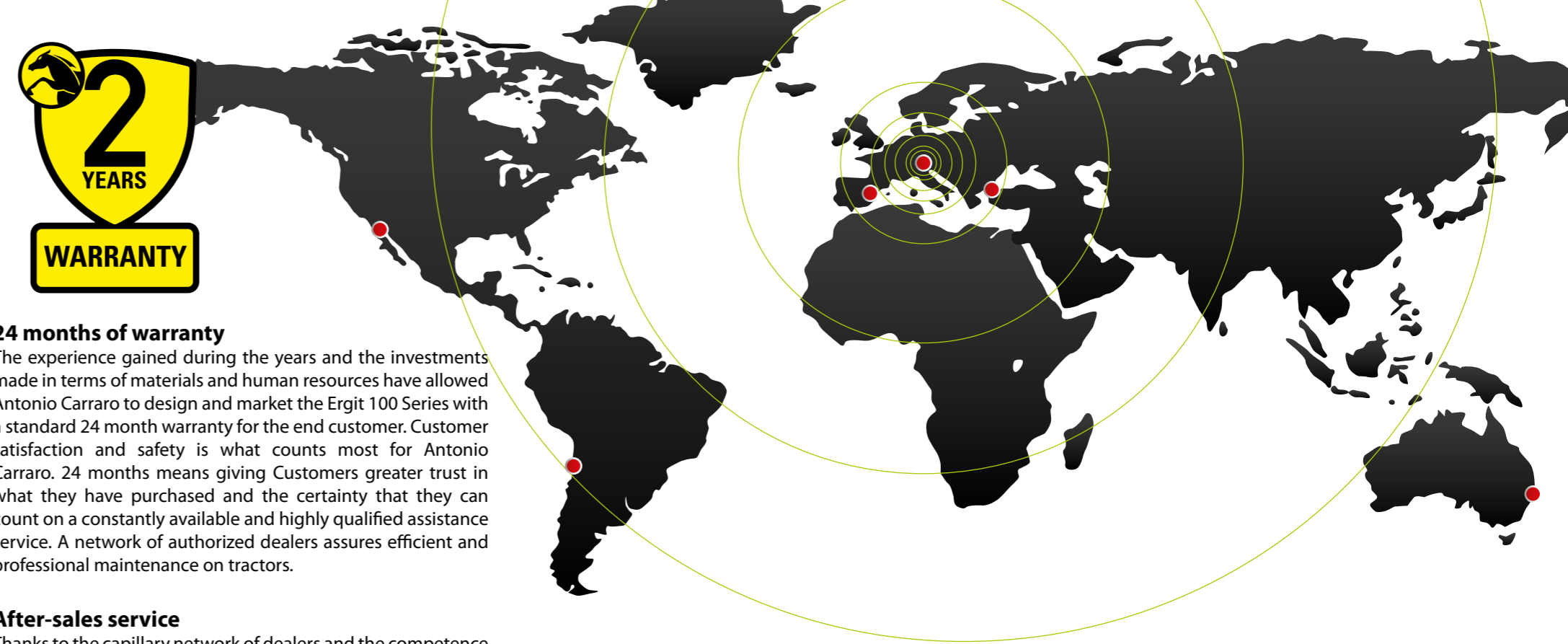
The experience gained during the years and the investments made in terms of materials and human resources have allowed Antonio Carraro to design and market the Ergit 100 Series with a standard 24 month warranty for the end customer. Customer satisfaction and safety is what counts most for Antonio Carraro. 24 months means giving Customers greater trust in what they have purchased and the certainty that they can count on a constantly available and highly qualified assistance service. A network of authorized dealers assures efficient and professional maintenance on tractors.

### After-sales service

Thanks to the capillary network of dealers and the competence of the Service Managers, the Parent Company can assure all-around skills. With the right maintenance work, every AC tractor will continue to provide excellent performance throughout its operating lifetime.

### Original Antonio Carraro Spare Parts

Original Antonio Carraro Spare Parts is a registered trademark. The elevated standards of design and the stringent tests carried out during the entire production process assure maximum quality levels. With Original AC Spare Parts, Customers can be certain of maintaining tractor performance unaltered over time, thus preserving the safety and the value of the tractor.





# TECHNICAL DATA: SRX



Model	SRX 8400	SRX 9800	SRX 10400
<b>Chassis</b>	"ACTIO™" – Full chassis with oscillation • Reversibility RGS™ • Articulated • 4 equal wheel drive - Front and rear final drive		
<b>Engine Type</b>	Diesel direct injection with counter rotating weight system (except 8400 model)		
Emissions Regulations	Stage 3A	Stage 3A	Stage 3A
N° Cylinders	3 Turbo Intercooler	4 - 16 Valves • Turbo	4 Turbo Intercooler
Displacement (CC)	2228	3319	2970
Power kW/HP (97/68/CE)	51,5/70	64/87	70/95
Maximum engine revs	2300	2500	2600
Torque max (Nm/revs)	255/1650	286,7/1850	420/1000
Cooling	Water	Water	Water
Tank Capacity (litres/gal):	50/13.2	50/13.2	50/13.2
<b>Transmission</b>	Synchronized 32 speed gear box: 16 forward and 16 reverse with synchronized inverter		
<b>PTO</b>	Rear, independent and synchronized at 540/540E rpm with progressive electrohydraulic engagement		
Shaft	Profile 1" 3/8 with 6 splines with facilitated engagement		
<b>Transmission clutch</b>	Hydraulic control		
<b>Drive disengagement</b>	Electrohydraulic control on the front		
<b>Rear hydraulic lift</b>	3 point hitch with adjustable quick release couplings and extensible arms		
Operating Pressure (bar/psi)	160/2320		
Capacity (Kg/lbs)	2400/5291		
<b>Steering</b>	Hydraulic with 2 pistons		
<b>Brakes</b>	Standard: hydraulic front and rear disk brakes in oil bath Independent emergency and parking brake: band type on transmission		
<b>Platform</b>	Suspended on Silent Block		
<b>Weight</b> in order of speed:			
With roll bar (Kg/lbs)	2035/4486	2200/4850	2140/4718
With cab (Kg/lbs)	2175/4795	2330/5137	2310/5092

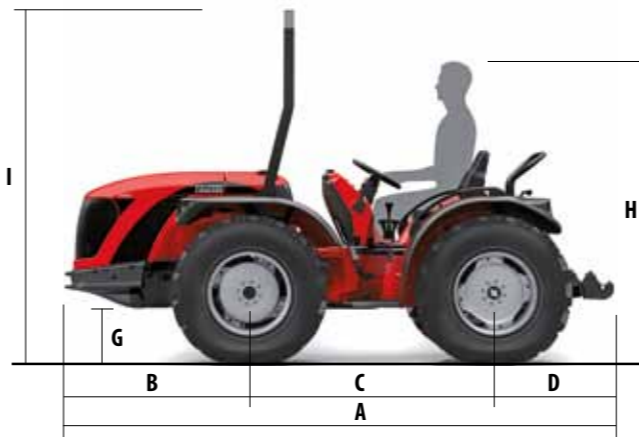
## Standard Features

- Reversible control tower • Rear or front/rear differential lock with electrohydraulic control • Hydraulic system with 2 separate hydraulic pumps • Adjustable steering wheel
- Adjustable lifting arms with quick release laterally moving couplings • Adjustable, suspension seat with safety belt
- Foldable protection roll bar • Adjustable wheel rims
- 3 lever ancillary rear hydraulic system • Rear adjustable height tow hitch • Front tow hitch • Multifunctional digital instrument Km/h and PTO • Battery • Electrical power point
- Safety starting device on the inverter and PTO

## Optional Features

- Star Light cab with air conditioning system and window on the roof, suspended on Silent Blocks • Hydraulic system controlled by "JPM" Proportional Joystick • Support with six front ballast weights • Hydraulic third hitch and vertical tie-rod with electro-hydraulic control • Front power lift
- Front PTO 1000 rpm with electrohydraulic control
- Up to five types of hydraulic system with a maximum of 11 hydraulic quick couplers • Pneumatic seat • Pair of front/rear ballasts • Cast iron wheel flanges for 20" rear wheels
- Front bullbar • Front lamp guards

## DIMENSIONS SRX



	9.5 R20	300/70 R20	11.2 R20	320/70 R20
<b>E</b>	245	300	275	320

	320/65 R18	340/65 R18	280/70 R18	33x12.50-15
<b>E</b>	320	340	280	310

## Wheels Dimensions (mm/inch)


Front	Rear	A	B	C	D	F	G	H**	I	L*	M	N*	O
9.5 R20	9.5 R20	3500/137.8	1220/48.0	1505/52.9	775/30.5	2140/84.2	230/9.05	1815/71.4	2270/89.8	1060/41.7	815/32.1	1060/41.7	815/32.1
300/70 R20	300/70 R20	3500/137.8	1220/48.0	1505/52.9	775/30.5	2140/84.2	230/9.05	1820/71.6	2270/89.8	1165/45.8	870/34.2	1165/45.8	870/34.2
11.2 R20	11.2 R20	3500/137.8	1220/48.0	1505/52.9	775/30.5	2165/85.2	255/10.0	1840/72.4	2295/90.3	1145/45.1	870/34.2	1145/45.1	870/34.2
320/70 R20	320/70 R20	3500/137.8	1220/48.0	1505/52.9	775/30.5	2165/85.2	255/10.0	1840/72.4	2295/90.3	1225/48.2	905/35.6	1225/48.2	905/35.6
320/65 R18	320/65 R18	3500/137.8	1220/48.0	1505/52.9	775/30.5	2105/82.9	195/7.67	1785/70.8	2235/88.0	1220/48.0	900/35.4	1220/48.0	900/35.4
340/65 R18	340/65 R18	3500/137.8	1220/48.0	1505/52.9	775/30.5	2105/82.9	195/7.67	1785/70.8	2235/88.0	1285/50.6	940/37.0	1285/50.6	940/37.0
33x12.50-15	33x12.50-15	3500/137.8	1220/48.0	1505/52.9	775/30.5	2090/82.3	180/7.08	1785/70.8	2220/87.4	1415/55.7	1070/42.1	1415/55.7	1070/42.1
280/70 R18	280/70 R18	3500/137.8	1220/48.0	1505/52.9	775/30.5	2110/83.1	200/7.87	1785/70.8	2240/88.2	1140/44.9	860/33.8	1140/44.9	860/33.8

\*Min. external width \*\*Height calculated with the operator of average height sitting (cm/in 175/68.9)





**DEALER:**



**ANTONIO CARRARO SPA**  
**Via Caltana, 24**  
**35011 Campodarsego Padova ITALY**  
**info@antoniocarraro.it**  
**antoniocarraro.com**

**COD. 47318 129 - 08/2010**