



**TGF 10900 R**







*Our aim is the same as always:  
to make the most beautiful tractor in world!*

A handwritten signature in black ink, which appears to be 'Antonio Carraro', written in a cursive style.



# When I was a child...

i was so excited every time I saw a tractor. My grandfather owned an Antonio Carraro and watching it, I dreamed of having one, too. When I was only a child I daydreamed about the future of my life: the only certainty was that i would not have had a boring existence. I imagined an interesting job, my own family. A nice home, a car.

Maybe a motorcycle and a tractor. One day I opened my heart and bought an Antonio Carraro. I owed it to myself...and to my grandfather.



ERGIT





# R SERIES

The ultimate specialists

There are farmers who work in extreme situations: inaccessible hillsides, rough terrain, narrow orchard rows, sweltering greenhouses. and the TGF is their ideal tractor.








In over 100 years of activity, Antonio Carraro has developed vehicles for specialised agriculture that have radically changed the working methods used in orchards and on hillsides.

Right from its launch, the Ergit 100 Series represented a new concept of tractor, designed specifically for farmers working in extreme conditions. It combines high-level performance with a functional design, all contained within compact dimensions. With the R series, Antonio Carraro takes another leap forward, updating its engines to the highest technological standards, while also improving the comfort of the driving position and the ergonomic design of the controls, bringing them up to the level of an open field tractor. All this while maintaining the compact dimensions that characterise the range and the tough good looks typical of this thoroughbred Italian marque.







**TGF:**

get down low to raise  
performance





With the TGF, the operator enjoys the lowest driving position in its class: just 1125 mm from ground level on the version with folding roll-bar, and 1740 mm on the cabbed version.

Exactly what you need to move freely under crop netting, in greenhouses or under the branches of overhanging trees. At the same time the design solutions adopted, starting with the differentiated wheels, make for exceptional manoeuvrability in confined spaces, ideal when working narrow crop rows, even on hillsides. With numerous tyre combinations to choose from, the TGF can adapt to any terrain and to any conditions, always ready to offer the best in performance and comfort.

But that's not all: the Protector 100 pressurised cab combines comfort and exceptional visibility with the maximum level of isolation and safety. Years of research in our R&D laboratories have enabled us to combine a tough, streamlined profile with excellent operator conditions.

The new powerful engines allow you to optimise the performance of any implements used.







## **MULTIFUNCTIONALITY**

**multiple machines in one**

The TGF is the last word in multifunctionality: although a highly specialised tractor, the possibility to easily change the track width and the mode of use make the TGF adaptable to all working environments. The integrated lift/PTO/hydraulic system means that multiple types of implement can be attached to the front or rear 3-point linkage. Flail mower, sprayer, plough, rotary harrow, trailer, grubber and inter-row cultivator: these are just some of the implements which can be used with the new TGF R.

The wide choice of tyre sets, each with different tread patterns, contributes still further to the versatility of this tractor, making it easily adaptable to all types of terrain. The overall dimensions are ideal for working in the most restricted areas, while the 50 litre fuel tank ensures long hours of operation between refuelling stops.









# ACTIO™ :


the exclusive chassis  
by Antonio Carraro

**ACTIO™**, the AC Full Chassis with Oscillation, consisting of a solid cast-iron frame fixed to the axles and housing the tractor transmission, has a central pivot allowing longitudinal oscillation of up to 15 degrees. The two halves of the tractor follow the contour of the terrain independently, assuring stability and traction at all times. The constant grip of the tyres ensures all the engine power is transferred to the ground, increasing performance and safety. With the ACTIO™ chassis, the engine overhangs the frame to achieve a low centre of gravity and a weight distribution of 60% on the front axle and 40% on the rear. However, when an implement is attached to the rear linkage, the weight is distributed equally, with 50% on each axle.






## TRADITIONAL TRACTOR



## AC TRACTOR



## PLUS

- + **Stability:** low centre of gravity and four-wheel drive
- + **Safety:** peace of mind in all operating conditions
- + **Comfort:** driving position centred over chassis pivot point
- + **Manoeuvrability:** reduced turning radius
- + **Grip:** equal weight distribution
- + **Traction:** four driven wheels always firmly in contact with the ground







**STEERING:**  
precise with very tight turning

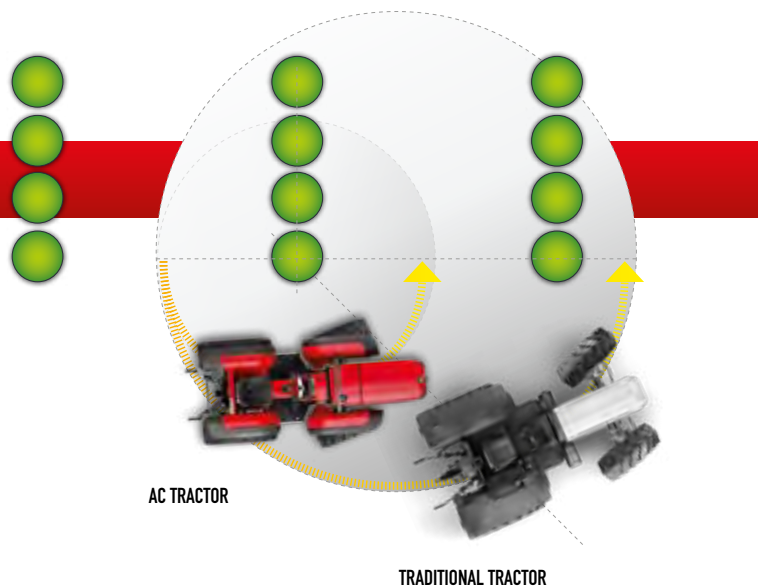
**AGILITY PRECISION SPEED**



The particular configuration of the TGF compact tractor with differentiated wheels and overhung engine, ensures compact dimensions and a very tight turning radius, which can be reduced still further by use of the steering brakes.

The power-assisted steering, smooth and sensitive, guarantees precision manoeuvres even in the toughest conditions: on slopes, when traversing hillsides, in narrow rows between trees and crops, in farmyards.

The load sensing hydraulic system is independent, supplied by its own pump with oil filtering system.








# SAFETY:

## full compliance with the Mother Regulation

From January 2018, a new standard, known as the “Mother Regulation”, has unified all the structural and construction criteria for every tractor produced in Europe. Antonio Carraro has taken this opportunity to enhance the new R series with numerous additional features designed to guarantee the safety of the operator and also to improve comfort and the user experience.


These features include an improved roll-bar, which can now be raised and folded without the aid of any tools, and the addition of two new rear-view mirrors (one per side), positioned in line with the roll-bar. The controls are now colour coded according to function: red to shut off the engine, orange for driving and parking, yellow for the power take-off and dark colours for the hydraulic system and linkage.



AC TRACTOR

TRADITIONAL TRACTOR













Safety, however, is always top priority for AC: low centre of gravity, constant traction, stability, efficient braking, protection of the driving position — these are some of the so-called “active” safety features. These are combined with “passive” safety elements, such as the quality of the components, the design, the choice of environment-friendly engines.

The braking system, comprised of four oil-immersed disc brakes with hydraulic control, requires no adjustment and guarantees a modulated braking action even stopping suddenly. Thanks to the high standards reached, the tractor is type-approved for a maximum speed of 40 km/h.

The electrohydraulic differential locks, rear or simultaneous on both axles, prevent wheel slip to maintain traction at all times. Cab and roll-bar are designed and tested to protect the operator in the event of the tractor overturning.



**COMFORT:**  
the equal of an open field tractor





The result of a major innovation and design process, the driving position of the TGF is simply fantastic. Great care has been taken in the choice of materials, to reduce vibration to a minimum and to achieve a high level of thermal and acoustic insulation of the platform. Attention has also been given to the design of the controls, which are now mainly located on the right-hand side of the driving seat, ergonomically positioned around the armrest in layout that has been used extensively on open field tractors, the inspiration for the TGF design. On the control console, we find, in order of position:

**1** The position and draft control

**2** The FLM (Fast Lift Management) control for raising the linkage, with maximum height limiter

**3** The Cruise Control buttons for calling up travel speed and engine rpm settings

**4** The power take-off control

**5** The electrohydraulic differential lock control

**6** The proportional controls for the remote valve outlets, which are selected on the hand grip



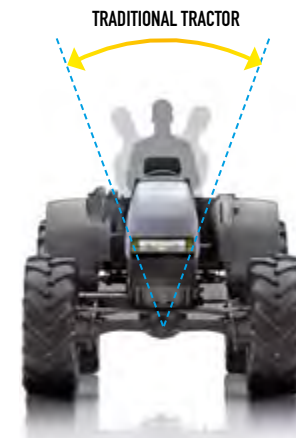








As regards the position of the shuttle control, a recent study of driving position ergonomics has shown that, when working on slopes, the optimal position is on the right-hand side, next to the controls for the linkage and remote valves. In this way, all the controls can be operated by the driver's right hand, while the left hand remains firmly on the steering wheel, ensuring the vehicle is under full control also during complex manoeuvres.



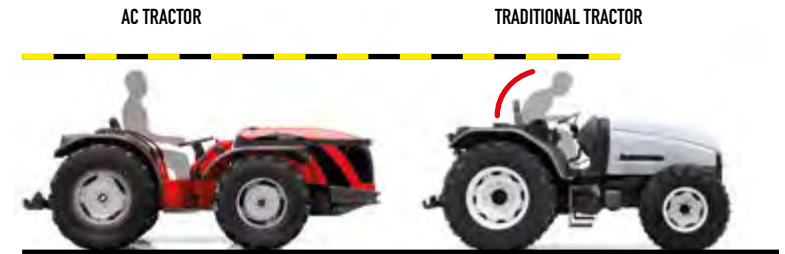








The dashboard is tapered and shaped to leave plenty of room for the driver's knees and to avoid restricting the legs when working on rough terrain or slopes. On the left side of the dashboard there is the fuse compartment and the battery disconnect switch and, at the top, the brake fluid reservoir, the multifunction panel, comprised of a central display that communicates with the engine via the Can Bus, and provides information on speed, fuel consumption, diagnostics and much else. On the right side we find the hand throttle, that also performs the functions of third engine speed memory and PTO activation.







Steering wheel with height and tilt adjustment, seat with retractable seat belts (also on versions with optional tyres) and a wide platform help give the TGF a level of comfort equivalent to a car, thereby reducing operator fatigue even after a long day of intense activity.

Again in order to enhance driver comfort, all the levers have now been removed from the central tunnel: the range lever has been moved to the right, alongside the steering wheel, and the shuttle lever is now also on the right, leaving the central tunnel completely free.

The roll bar version is also equipped with an ample storage compartment and bottle holder on the left of the seat.









# TRACTOR AND IMPLEMENT:

**technological harmony**

The three-point linkage, hydraulic system and power take-off are all devised to meet the requirements of a wide range of implements and have been re-designed to increase operator comfort and reduce working stress.

The rear linkage is a single assembly with two vertical cylinders, capable of precisely following the contours of the terrain. In the new version, the top link has been improved with an increased extension and an improved attachment system. The hydraulic service couplers have been integrated in the mudguards. At the rear, there is space for a 3-pin electrical socket, a 7-pin trailer socket, the central work light, the housings for the ball-type quick hitches and, finally,

The front linkage is a useful addition for combined implement operations.






**FLM (Fast Lift Management)**

Control for fast proportional raising and lowering of the linkage.



**LIFTING WITH POSITION AND DRAFT CONTROL**

Mixed control device.



**MAXIMUM LIFT HEIGHT SETTING CONTROL**

Affords greater working precision and protection for implements powered by PTO drive shaft.



**HAND GRIP WITH ELECTRICAL CONTROL BUTTONS**

Controls for proportional activation of the remote valves.



**CONTROL TO KEEP PTO RUNNING**

This control keeps the PTO engaged and running even when the operator leaves the seat.




**POWER TAKE-OFF**

PTO shaft with operating ranges 540/540E and standard.







**FRONT LIFT\***

The front lift\* optimizes work combined with rear tools.



**REAR AUXILIARY ACCESSORIES**

Top link attachment, lift arm ball housing, 7- and 3-pole electrical sockets.



**DIFFERENTIAL LOCKS CONTROL**

Engages, also under load, the differential lock either on both axles together or on the rear axle only.



**SLIDER\***

The slider tow hook with rapid vertical adjustment, is used to optimize the connection height of the towed equipment.



**NARROW LINKAGE\***


Rigid arms without lateral stabilisers, with length-adjustable rods and hooks that can be positioned for Cat. 1 or Cat.2.





**ELECTRONIC LIFT CONTROL\***

Electronic position and draft control of the linkage with integrated maximum lifting height, rate of drop and damping control. Located in a control console complete with opening armrest cushion.



**HYDRAULIC VERTICAL LIFT ROD AND TOP-LINK\***

Hydraulic lift rod and top link to allow adjustment from the driving seat.



**EXTERNAL LIFT CONTROLS\***

(only with electronic lift control).



**HYDRAULIC COUPLERS**

Optional hydraulic package\* comprising 5 double-acting remotes, including 1 floating, 1 continuous delivery, 1 oil return and 1 drain return.



**CONTINUOUS FLOW SETTING\***


Proportional electrical control for setting continuous oil flow up to 50 l/min.

\*optional



## PLUS

- + **Practicality:** engagement facilitated by the cardan shaft
- + **2 Speeds:** fuel saving
- + **Comfort:** the PTO can be engaged while the tractor is moving
- + **Efficiency:** less heat build-up
- + **Functionality:** engagement without stalling the engine
- + **Lifetime:** safeguard of PTO shaft
- + **Comfort:** less operator stress



### DAMPING

The Damping system, which is fitted as standard equipment and, when activated, compensates for stresses transmitted from the mounted implements, thereby increasing comfort while protecting both driver and machine from possible harm.









**OPTIONAL**







**ELECTRONIC LIFT CONTROL\***

Electronic position and draft control ensures precision and performance, particularly with soil-engaging implements.



**BULLBAR**

Tubular steel guard protecting the bodywork; integrates the third-point for the front lift.



**FRONT BALLAST**

Perfectly integrated into the bodywork of the tractor; it does not alter the wheelbase or dimensions of the tractor.



**VERTICAL TIE-ROD AND HYDRAULIC THIRD-POINT**

Optimizes the positioning and inclination of the equipment.



**SLIDER HOOK**

Integrated into the rear lift, it gives the operator various options for the practical setting up of the tractor and the rapid alignment of the towed equipment.



**NARROW LINKAGE\***

Rigid arms without lateral stabilisers, with length-adjustable rods and hooks that can be positioned for Cat. 1 or Cat.2.



**ADJUSTABLE BARS**

Rear 3-points linkage with adjustable bars and quick couplings.



**FRONT LIFT**

Used together with the bullbar and 1 double-acting distributor, it allows all the frontal equipment to be used.



**FABRIC GRAMMER SEAT**

Air suspension with load display - reclining backrest - lumbar support.



**PNEUMATIC SEAT**

Latest generation with air springs.



**REAR CAST IRON WHEEL FLANGES**

Flanges that increase the weight of the tractor at the rear.



**WEIGHTS**

Ballast wheels front.



**CONTINUOUS FLOW SETTING\***

Proportional electrical control for setting continuous oil flow up to 50 l/min.



**HEADLIGHT GRILLES**

Protecting the light assemblies, they also make the bodywork look more appealing.



**ACS (Air Clean System)**

Engine cooling fan with air flow reversal. Reduces the need for cleaning the front grille, ensuring more constant engine cooling.

\*optional





**STRUCTURE:**  
dimensions unchanged



A meticulous engineering study has enabled us to install the larger Stage 3B engines in the same space as the previous engine. The dimensions of the bonnet are unchanged, making the vehicle easy to operate in confined areas while maintaining good forward visibility.

The engine compartment is easy to inspect thanks to the wide front opening of the bonnet and bullbar. The cooling pack hinges outwards to facilitate maintenance. For applications where the front grille frequently gets blocked with debris (such as flail mowing or defoliation), the ACS (Automatic Cleaning System) reversible flow fan is available.



\*optional





# PROTECTOR 100

## CAB:

compact and certified



## PROTECTOR CAB



The super-low-profile Protector 100 cab is the pride of the TGF. Only 1740 mm tall at its highest point, the cab is available in two versions: Category 1 certified, and a pressurised version, certified Category 4 and thus capable of protecting the operator from toxic agents (dust, gas, spray) released during the application of pesticide treatments.

Characterised by a streamlined profile, with no projecting parts to get entangled in the vegetation, thanks to the “butterfly” profile steel frame with continuous radius of curvature, the Protector 100 offers safety, well-being, ample space and ergonomic controls. It also boasts excellent all-round visibility thanks to its extensive glazed area. With Protector 100, the farmer works with complete peace of mind, cocooned in a safe, healthy environment.















LED rear work lights, licence plate holder and folding support for flashing beacon.



Air Control system, a liquid crystal digital display located on the driver's console that constantly records the pressurisation parameters within the cab showing the internal pressure values and the hours of operation of the **Cat. 4** activated carbon filters.



Large filters with quick and immediate access for ordinary maintenance.



The air-conditioning is achieved by a powerful system running on R134A ecological coolant, which also refreshes the cabin air using a low rev motor. The heating system utilizes a powerful heat-exchanger which is most exceptional even in the coldest weather.



#### **RAISED ROOF**

The Protector 100 cab, pressurised and certified (on request) to category 4, is available also in a raised roof version, to improve the comfort of taller operators.



#### **Protector 100 Cat. 4 CAB**

The cab enhances drive comfort providing extra object holders, a 12-volt plug for telephone recharging along with a pressure monitoring device that has a visual and acoustic alarm. Not to mention the possibility of hanging equipment displays fitted with digitalised control systems along the full length of the cab.



Cab pressurisation is ensured by a fully sealed cab. Suspended controls and pedals prevent any possible infiltration by toxic substances. The display on the digital Air Control panel provides information on the cab pressurisation system, which includes two special active carbon filters. In this way, even during crop spraying, the maximum level of protection is maintained inside the Protector 100 cab.



## PROTECTION DIMENSIONS HEALTH











# TRANSMISSION:

## more efficiency with Eco-mode

The R series TGF is equipped with a gearbox with helical gears, with 16 forward ratios and 16 reverse, which can also be engaged when the tractor is moving, thanks to the synchronised shuttle.

The very narrow difference between one gear ratio and the next translates into smooth, fluid driving in all operating conditions. The clutch, thanks to a hydraulic wear compensating device, requires no maintenance.



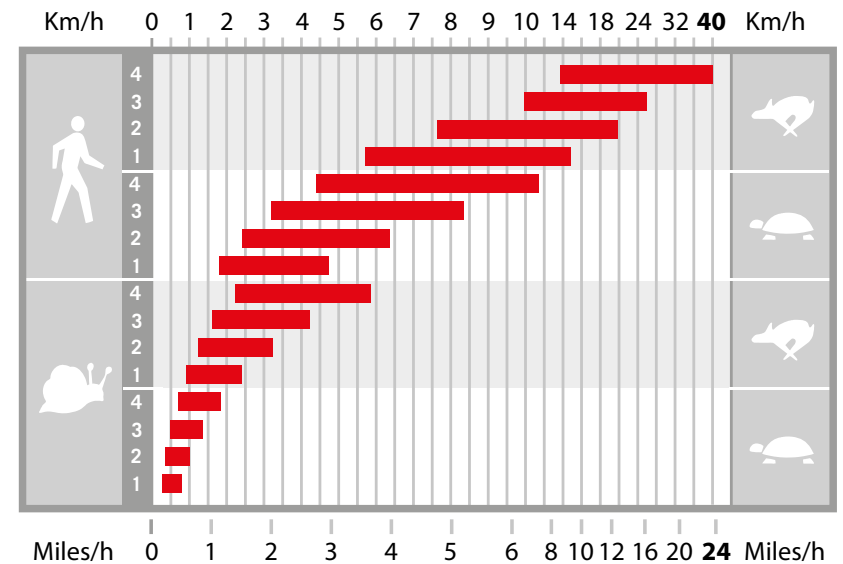
### PLUS

**+** **Savings:** reduced fuel consumption with the eco-mode function


**+** **Comfort:** less vibration and a central tunnel completely free of any obstruction

**+** **Efficiency:** wide range of fully synchronised gear ratios

**+** **Reliability:** long-life, maintenance-free clutch







The new version of the TGF also introduces a number of new features designed to improve the functionality of the gearbox. First of all, the Eco-mode\* function, which allows the tractor to reach maximum travel speed at a reduced engine speeds, thereby limiting fuel consumption and vibration.



\*optional





## e-Drive Transmission

The transmission with the e-Drive\* shuttle control on the steering wheel is especially practical in all those applications where frequent changes of direction are required, such as materials handling using the front fork or shovel attachments. Positioned on the left side of the dashboard, it is easy to operate, in combination with the clutch, without taking your hand off the wheel: this ensures easy changes of direction are performed in complete safety.

\*optional









# ENGINE:

## controlled power

The four-cylinder, 98 horsepower engine installed on the TGF combines reliability, top performance and fuel economy.

Moreover, the engine is perfectly integrated with the transmission through a Can Bus connection, which allows a continuous exchange of information between the various electronic control units of the tractor. This means it is possible to optimise engine performance to obtain the best engine speed for the load.

Engine speed management is instantaneous, from the control console, with the possibility to call up selected engine speeds and acceleration curves.

Common Rail turbo technology meets Stage 3B/ Tier 4 Interim standards as well Mother Regulation requirements, while maintaining the same low profile and volumetric size as the models of the previous series.



### PLUS

- + **Reliability:**  
*Quality of components*
- + **Performance:**  
*Maximum efficiency*
- + **Comfort:**  
*Minimum vibrations, noise, and emissions*
- + **Saving:**  
*Less maintenance costs  
Rapid amortisation  
Lower fuel consumption*



# TECHNICAL DATA: TGF 10900 R

|                                  |  |  |
|----------------------------------|--|--|
| <b>Chassis</b>                   | "ACTIO™" – Full chassis with oscillation • Steering wheels • 4 unequal wheel drive<br>• Front and rear final drive   |  |
| <b>Engine Type</b>               | Diesel direct injection Common Rail with counter rotating weight system<br>Emissions Regulations: Stage 3B      N° Cylinders: 4 - 16 Valves • Turbo<br>Displacement (CC): 3769      Power kW/HP (97/68/CE): 72,1/98<br>Maximum engine revs: 2400      Torque max (Nm/revs): 330/1500<br>Cooling: Water      Tank Capacity (litres): 50 |  |
| <b>Transmission</b>              | 32-speed synchronised gearbox: 16 forward + 16 reverse gears with synchronised shuttle<br>Central tunnel free of levers, with gear lever located to the right of the steering wheel and<br>shuttle control on the right of the driving position - Cruise control   |  |
| <b>PTO</b>                       | Rear, independent 540/540E rpm, synchronised in all gears<br>Oil-immersed multiplate clutch with progressive electro-hydraulic engagement  |  |
| Shaft                            | Profile 1" 3/8 with 6 splines with facilitated engagement  |  |
| <b>Transmission clutch</b>       | Hydraulic control  |  |
| <b>Drive disengagement</b>       | Electrohydraulic control on the front  |  |
| <b>Hydraulic system</b>          | 3 double-acting remote valves including 1 float + oil return<br>2 pumps with independent circuits  |  |
| Rear power lift                  | 3-point linkage with Damping function for road transfer<br>FLM and position and draft control (roll bar version)<br>Maximum lift height setting with position and draft control<br>Operating Pressure (bar): 160<br>Lifting capacity (Kg): 2400  |  |
| <b>Steering</b>                  | Hydraulic steering wheel with through-rod cylinder   |  |
| <b>Brakes</b>                    | Hydraulic front/rear oil bath disc brakes; independent hydraulic rear steering brakes<br>Automatic emergency and parking oil bath brakes on transmission   |  |
| <b>Platform</b>                  | Suspended on Silent Block  |  |
| <b>Weight</b> in order of speed: | With roll bar (Kg): 2305 ÷ 2555  | With Protector 100 cab (kg): 2435 ÷ 2585 |

## STANDARD EQUIPMENT

Differential lock on rear axle or both axles with electrohydraulic control • Tilt and height adjustable steering wheel • Fixed arms with Cat 1 and 2 couplers • Sprung, adjustable seat with seat belt • Front folding roll bar • Adjustable wheel discs • Height adjustable rear tow hook • Front tow hook • Multifunctional instrument with digital display • Acid-free battery with AGM technology  
• Battery disconnecter • Electrical outlet socket • Starting with safety systems in accordance with the 'Mother Regulation • Rear work light

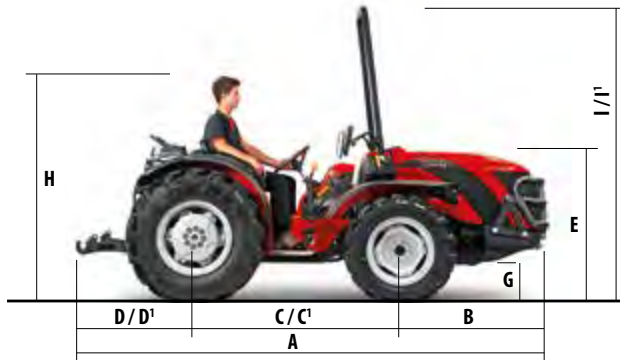
## OPTIONAL

"PROTECTOR 100" cab on Silent Block mountings, with heating, soundproofing and air conditioning; "Digital Air Control" to control cab internal pressure, certified to category 1 or (on request) category 4; Extra comfort raised roof with spherical profile • Support for 6/4 front counterweights • Adjustable lift arms with quick-hitch couplers • Air sprung seat with continuous adjustment to the weight of the driver • "Slider" tow hook • Pair of front/rear wheel ballasts • 20" and 24" cast iron flanges for rear wheels • Front bull bar • Headlight protection grilles • Electronic power lift with draft and position control and damping • e-DRIVE transmission with shuttle control on steering wheel and electro-hydraulic range shift • Grammer comfort seat with air suspension, with adjustable back rest and lumbar support • Electro-hydraulic top link and lift rod with quick-hitch couplers • 4 front hydraulic couplers • Hydraulic front lift • ACS fan with reversible air flow to clean the radiator • Hydraulic trailer brake • Eco-Mode transmission • Hydraulic pump with increased capacity of up to 50 l/min • Transmission with 540-1000 rpm PTO  
• Transmission with 540S-540E rpm PTO

## TGF 10900 R narrow version:

Power lift with rigid arms without lateral stabilisers, with adjustable rods and hooks that can be positioned for Cat. 1 or Cat. 2.  
Dimensions: minimum external width with 8.25-16 front tyres and 280/85 R20 rear tyres: 1285





## DIMENSIONS: TGF 10900 R



### Front wheels

|   | 8.25-16 | 250/80-16 | 300/80-15.3 | 280/70 R18 | 260/70 R16 | 320/65 R18 | 250/80-18 | 320/70 R20 | 320/70 R20 |
|---|---------|-----------|-------------|------------|------------|------------|-----------|------------|------------|
| Q | 230     | 250       | 300         | 280        | 260        | 320        | 250       | 320        | 320        |

### Rear wheels

|   | 280/85 R20 | 320/70 R20 | 360/70 R20 | 360/70 R20 | 340/65 R18 | 420/65 R20 | 320/85 R20 | 360/70 R24 | 420/65 R24 |
|---|------------|------------|------------|------------|------------|------------|------------|------------|------------|
| Q | 275        | 320        | 360        | 360        | 340        | 420        | 320        | 360        | 420        |

### Wheels

### Dimensions (mm/inch)

| Front        | Rear         | A         | B    | C    | C'   | D   | D'  | E    | G   | H**  | I    | I'   | P    | P'   | L*   | L'*  | M*   | M1*  | N*   | N1*  | O*   | O1*  |
|--------------|--------------|-----------|------|------|------|-----|-----|------|-----|------|------|------|------|------|------|------|------|------|------|------|------|------|
| 8.25-16      | 280/85 R20   | 3540÷3825 | 1225 | 1565 | 1630 | 750 | 685 | 1163 | 245 | 1743 | 2316 | 2316 | 1783 | 1783 | 1330 | 1330 | 1100 | 1100 | 1345 | 1345 | 1050 | 1050 |
| 250/80-16    | 320/70 R20   | 3540÷3825 | 1225 | 1565 | 1630 | 750 | 685 | 1134 | 216 | 1714 | 2287 | 2287 | 1754 | 1754 | 1345 | 1385 | 1105 | 1145 | 1300 | 1370 | 980  | 1050 |
| 300/80-15.3  | 360/70 R20   | 3540÷3825 | 1225 | 1565 | 1630 | 750 | 685 | 1145 | 227 | 1725 | 2298 | 2298 | 1765 | 1765 | 1470 | 1470 | 1170 | 1170 | 1415 | 1415 | 1060 | 1060 |
| 7.50 R18     | 320/85 R20   | 3540÷3825 | 1225 | 1565 | 1630 | 750 | 685 | 1181 | 263 | 1761 | 2334 | 2334 | 1801 | 1801 | 1295 | 1295 | 1080 | 1080 | 1300 | 1375 | 980  | 1060 |
| 250/80-18    | 320/85 R20   | 3540÷3825 | 1225 | 1565 | 1630 | 750 | 685 | 1186 | 268 | 1766 | 2339 | 2339 | 1806 | 1806 | 1315 | 1380 | 1065 | 1130 | 1300 | 1375 | 980  | 1060 |
| 280/70 R18   | 360/70 R20   | 3540÷3825 | 1225 | 1565 | 1630 | 750 | 685 | 1175 | 257 | 1755 | 2328 | 2328 | 1795 | 1795 | 1420 | 1420 | 1140 | 1140 | 1415 | 1415 | 1060 | 1060 |
| 260/70 R16   | 340/65 R18   | 3540÷3825 | 1225 | 1565 | 1630 | 750 | 685 | 1136 | 218 | 1716 | 2289 | 2289 | 1740 | 1740 | 1380 | 1380 | 1120 | 1120 | 1365 | 1400 | 1020 | 1055 |
| 320/65 R18   | 420/65 R20   | 3540÷3825 | 1225 | 1565 | 1630 | 750 | 685 | 1183 | 265 | 1763 | 2336 | 2336 | 1803 | 1803 | 1460 | 1460 | 1140 | 1140 | 1550 | 1550 | 1130 | 1130 |
| • 320/70 R20 | • 360/70 R24 | 3540÷3825 | 1225 | 1565 | 1630 | 750 | 685 | 1233 | 315 | 1813 | –    | 2386 | –    | –    | –    | 1460 | –    | 1140 | –    | 1475 | –    | 1120 |
| • 320/70 R20 | • 420/65 R24 | 3540÷3825 | 1225 | 1565 | 1630 | 750 | 685 | 1233 | 315 | 1813 | –    | 2386 | –    | –    | –    | 1495 | –    | 1175 | –    | 1535 | –    | 1115 |

• Wheels not available with Protector cab

...<sup>1</sup> Transmission for wheels up to 24"

\*Min. external width

\*\*Height calculated with the operator of average height sitting (cm/in 175/68.9)



# SAT:

## Customer Service Team



### ANTONIO CARRARO® ORIGINAL SPARE PARTS AND ASSISTANCE

The AC dealer network utilizes modern equipment and instruments that have been especially designed and built for maintenance work on AC tractors. The technicians at every authorised dealership periodically attend technical training courses at the Parent Company's facilities. Each authorised workshop employs highly qualified staff and provides an extensive range of services in order to offer its Customers maximum peace of mind and total protection. AC dealers can give their Customers information on all the services related to the care of AC tractors.

### AFTER-SALES SERVICE

Thanks to the capillary network of dealers and the competence of the Service Managers, the Parent Company can assure all-around skills. With the right maintenance work, every AC tractor will continue to provide excellent performance throughout its operating lifetime.

### ORIGINAL ANTONIO CARRARO SPARE PARTS

Original Antonio Carraro Spare Parts is a registered trademark. The elevated standards of design and the stringent tests carried out during the entire production process assure maximum quality levels. With Original AC Spare Parts, Customers can be certain of maintaining tractor performance unaltered over time, thus preserving the safety and the value of the tractor.



### XG MAXIMUM PROTECTION: 4 years without worries!

As a proof of its reliability, Antonio Carraro offers, in addition to its two-year standard warranty, an extension of warranty coverage up to three or four years, called **EXG Maximum Protection**. At the time of purchase or within the first 24 months of the tractor's life (during which all scheduled maintenance services must be performed as recommended in the AC Use and Maintenance Manual), Customers may apply for either a three- or four-year extended warranty, according to their needs. Whatever coverage they choose, Customers are recommended to have all

service performed at any of the **authorised locations of our global dealer network**, where repairs will be carried out by highly qualified personnel using only **AC Original Spare Parts**. In case of sale of the tractor, the warranty coverage may be transferred to the new owner.











**ANTONIOCARRARO.COM**

**ANTONIO CARRARO SPA**  
**Via Caltana, 24**  
**35011 Campodarsego Padova ITALY**  
**info@antoniocarraro.it**

**DEALER:**

